

---

## Updates

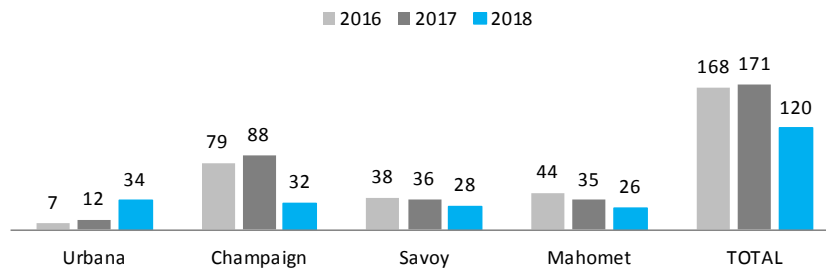
---

### SINGLE FAMILY PERMITS

For the first time in over three years, Urbana had more year-to-date single family new construction permits pulled than Champaign, Savoy, and Mahomet. Urbana has seen a steady increase in single family permits while neighboring communities permits to date are lower than in previous years. On-spec construction at Stone Creek has been the primary driver of this increase.

**One and Two Family New Construction Permits  
Regional Year-to-Date Comparison**

*Source: News Gazette Permit Data*



### FIVE POINTS

Two new restaurants have opened at Five Points. Originally from Mexico, Mauricio Contreras opened La Mixteca with eight employees and will serve Mexican food including tacos. LL Sushi also opened at Five Points.

### SOCCKER PLANET

A new ownership group has bought Soccer Planet. In the future, the new owners have plans to follow through on the planned expansion of the facility that would nearly double its size.

### BUSINESS OUTREACH

In June, Economic Development staff spoke with 13 potential developers and potential new and expanding businesses. Staff attended and hosted 4 networking and training events including UBA Ribbon Cuttings and Think Urbana Neighborhood Tours.

### THINK URBANA MARKETING

A targeted Facebook marketing campaign for Think Urbana began in March and will continue through June 2018, featuring a new testimonial video. The City and Urbana Business Association held the third Neighborhood Realtor Tour on June 14th, at Stone Creek, which saw over 20 attendees. Information on these events can be found at the Think Urbana Facebook page ([facebook.com/thinkurbana](https://facebook.com/thinkurbana)). Staff is currently evaluating past marketing and creating a marketing plan for the upcoming year.

## Upcoming Events

---

July 11, 6:30pm-8:00pm:

Urbana Neighborhood Nights - Painkiller Blues Band. Victory Park.

July 12, 3:00pm-5:00pm:

Urbana Business Association Urbana Realtor Tour - Downtown Urbana.

July 18, 6:30pm-8:00pm:

Urbana Neighborhood Nights - Church Street Rambler. AMBUCS Park.

July 25, 6:30pm-8:00pm:

Urbana Neighborhood Nights - The Live Jukebox Band. Crestview Park.

August 1, 6:30pm-8:00pm:

Urbana Neighborhood Nights - Wildwood String Band. Larson Park.

August 8, 6:30pm-8:00pm:

Urbana Neighborhood Nights - New Souls. Prairie Park.

August 15, 6:30pm-8:00pm:

Urbana Neighborhood Nights - Surreal Deal. Meadowbrook Prairie Play

Additional community and business events can be found at [business.urbanabusiness.com/events/calendar/](http://business.urbanabusiness.com/events/calendar/) and [visitchampaigncounty.org/events](http://visitchampaigncounty.org/events)

# Development

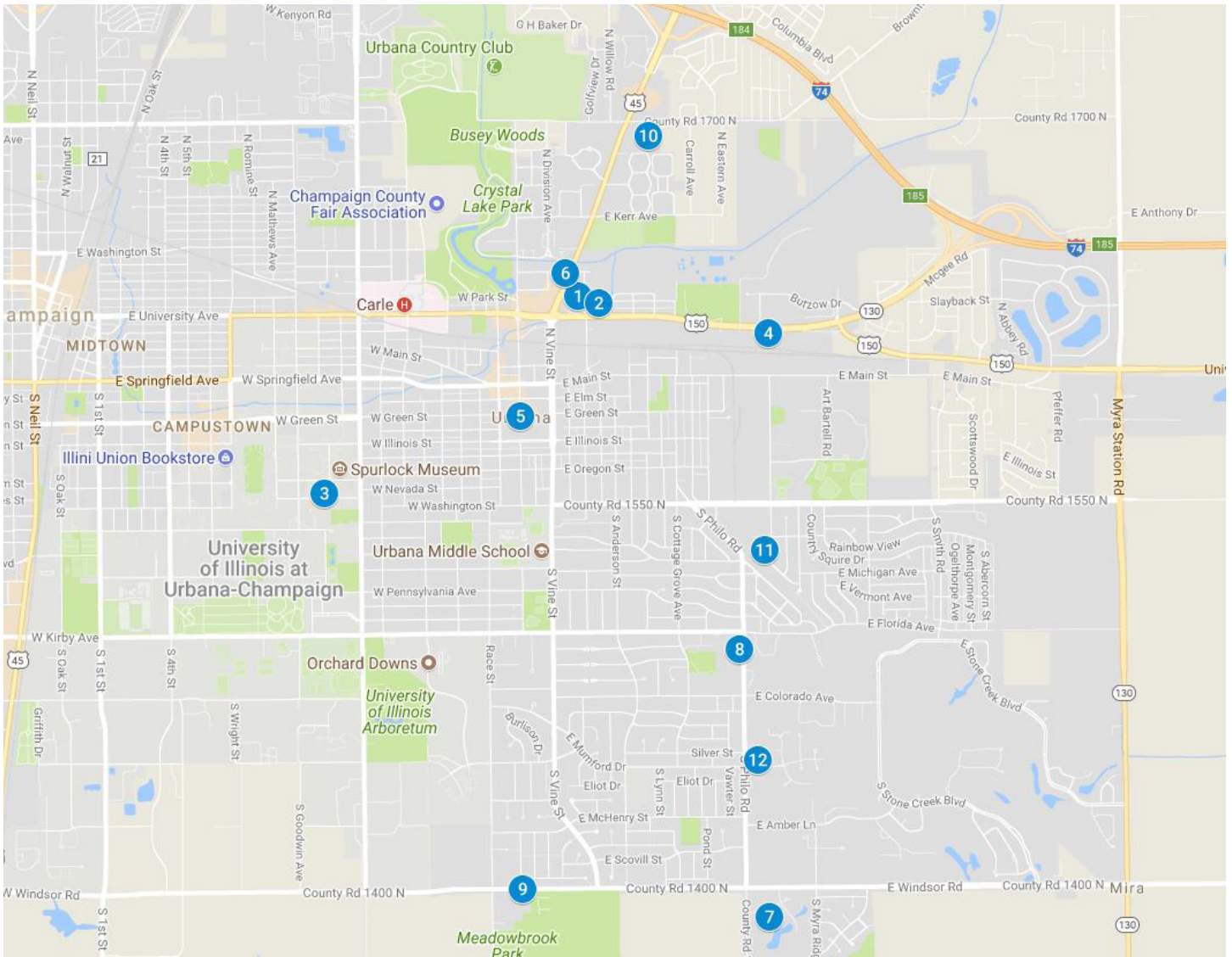
---

## CURRENT PROJECTS

BUSINESS	TYPE	ADDRESS	UPDATE	NEW/ RENO	COST	PROGRAM	MAP KEY
LL Sushi	<i>Restaurant</i>	510 N Cunningham St 103/104	Open	Renovation	\$10,000.00	-	1
La Mixteca	<i>Restaurant</i>	510 N Cunningham	Complete	Renovation	\$57,000.00	-	2
1104 W Nevada	<i>Rooming House</i>	1104 W Nevada	Under Construction	Renovation	\$340,000.00	-	3
Illini FS	<i>Garden Supply</i>	1509 E. University	Under Construction	Renovation	\$12,500.00	-	4
PASS Office	<i>Service Organization</i>	300 S Broadway	Plans Approved	Renovation	\$66,000.00	-	5
RACES Office	<i>Service Organization</i>	300 S Broadway	Plans Approved	Renovation	\$51,700.00	-	5
IDEA Store	<i>Reuse Resale</i>	300 S Broadway	Plans Approved	Renovation	\$55,000.00	TRI, EZST	5
McDonalds	<i>Fast Casual Restaurant</i>	601 N Cunningham	Plans Approved	Renovation	\$65,000.00	-	6
Urbana Fine Arts Studio	<i>Restaurant</i>	2860 S Philo	Plans Approved	Renovation	\$60,000.00	TDA	7
McDonalds	<i>Fast Casual Restaurant</i>	1705 S Philo	Plans Approved	Renovation	\$673,000.00	-	8
Clark Lindsey	<i>Solarium</i>	101 E Windsor	Plans Approved	Addition	\$189,000.00	-	9
1508 N Cunningham	<i>Ice Cream Shop</i>	1508 N Cunningham A	Plans Under Review	Renovation	Unknown	-	10
Aspen Court	<i>Housing</i>	1557 Hunter	Plans Under Review	Renovation	\$5,200,000.00	-	11
UHAUL	<i>Storage</i>	2010 S Philo	Plans Under Review	Expansion	\$250,000.00	-	12

TDA: TIF Development Agreement  
 TRI: TIF Redevelopment Incentive  
 TBG: TIF Business Grant

EZST: Enterprise Zone Sales Tax Exemption  
 EZPT: Enterprise Zone Property Tax Abatement



- 1 LL Sushi
- 2 La Mixteca
- 3 1104 W Nevada
- 4 Illini FS

- 5 Pass / RACES / I.D.E.A
- 6 McDonalds
- 7 Urbana Fine Arts Studio
- 8 McDonalds

- 9 Clark Lindsey
- 10 1508 N Cunningham
- 11 Aspen Court
- 12 UHAUL

## Think Urbana

To-date, 42 projects, containing a total of 98 units, have applied to receive Think Urbana incentives.



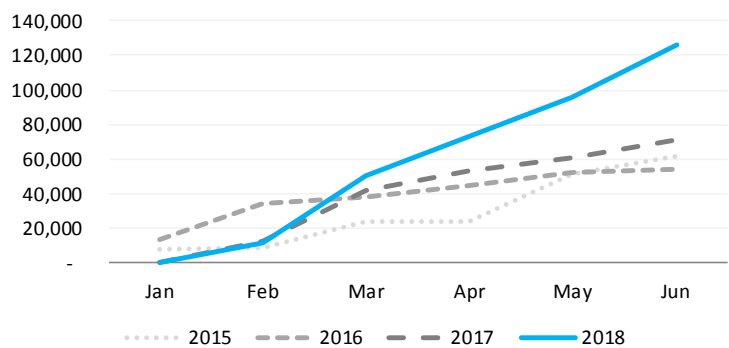
## Total Square Feet Added Year-to-Date All Project Types

A total of 126,401 square feet were added in Urbana from January 1st through June 20th, 2018. This growth was significantly higher than the past three years for these months. This increase is largely due to 22 new single family homes with permits pulled between April 1st through June 5th as well as a 14,278 square feet expansion to A&R Mechanical.

The City of Urbana collects data on square feet added through issued building permits for both additions and new construction.

*Source: Urbana Permit Data*

### Year-To-Date Square Footage Added All New Construction & Additions



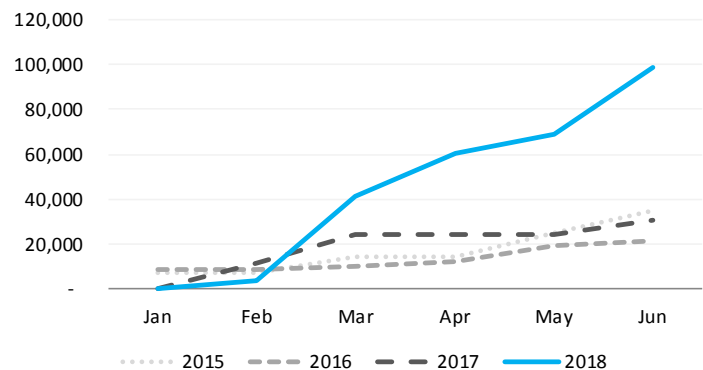
*Source: Urbana Permit Data*

## Single-Family and Duplex Residential Square Feet Added

A total of 98,820 square feet were added year-to-date for new construction of one and two family homes from January 1st through June 20th of 2018 in Urbana. This amount was significantly higher than the prior three years, and was primarily caused by significant construction at Stone Creek.

*Source: Urbana Permit Data, News Gazette Permit Data*

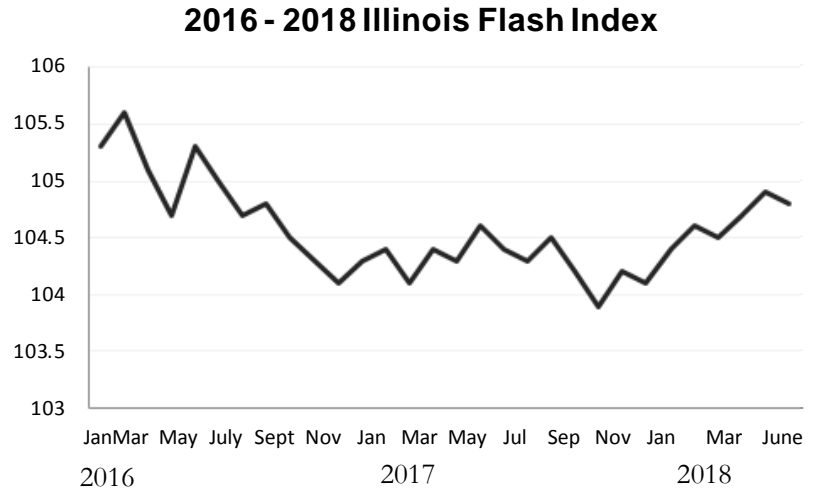
### Year-To-Date Square Footage Added Single and Two Family New Construction



*Source: Urbana Permit Data*

**Flash Index**

The Flash Index remained stable from 104.9 in May to 104.8 in June. The U of I Flash Index provides a quick look at the performance of the Illinois economy. A number over 100 indicates the economy is expanding, while a number under 100 indicates contraction. *Source: U of I Flash Index*



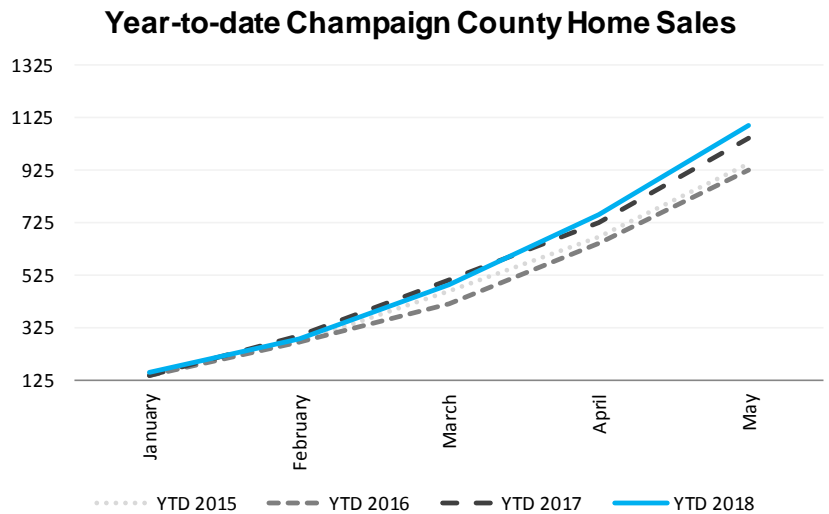
*Source: U of I Flash Index*

**Home Sales**

May 2018 home sales were 5.9% higher than in May 2017, with 341 closed sales compared to 322.

Year-to-date homes sales in Champaign County were higher than for the prior three years. As of May, 1,096 homes sold year-to-date in 2018 compared to 1049 in 2017. The Champaign County Association of REALTORS® provides monthly data on Champaign County home sales.

*Source: CCAR Newsletter*



*Source: CCAR Newsletter*