

BUSINESS & DEVELOPMENT

Economic Development Division

Diane Marlin, Mayor

March 2019



Updates

CULVERS

The permit for the new Culver's at University and Race has been issued. The \$1.1MM project reflects a continuation of commercial investment along University Avenue and in north Downtown Urbana. Get ready for some butter burgers and cheese curds!

ANALOG WINE LIBRARY

A new wine bar has opened at 129 N Race in Downtown Urbana. Analog will offer wine tastings or by the glass in a relaxed environment.

O'REILLY'S AUTO PARTS

O'Reilly's has applied for a permit to remodel 1208 Cunningham, the former Carle Medical Supply Store, into a new store location for the auto-parts chain. This will be the first O'Reilly's in Urbana and the second in the local market.

SCRUBS AND CUTS

A new pet washing and grooming business has opened at Sunnycrest on Philo. Scrubs and Cuts received the first Philo Road business opening grant.

URBANA ARTS GRANTS

The grantees for the 2019 Urbana Arts Grants Program cycle have been selected. The City will award \$80,000 to a diverse set of 30 projects. The complete list of recipients can be found at urbanaininois.us/artsgrants

Upcoming Events

APRIL 11, 5:00pm:

Arts Grant Funded - First Annual Bluestem Westie Fusion Fest. Channing Murray Foundation, 1209 W Oregon

APRIL 11, 5:30pm-7:30pm:

Open Scene Slam. Espresso Royal, 1117 W Oregon

APRIL 13, 10:00am-11:30am:

Arts Grant Funded - Interactive Powwow Dance Exhibition by the Bizhiki Company. Brookens Gym, 1776 E Washington

APRIL 16, 5:30pm-7:30pm:

Urbana Arts & Culture Arts Grants Sneak Peek. Blackbird Urbana, 119 W Main

APRIL 28, 3:00pm-4:00pm:

Young Artist's Studio - Madhubani Art with Shraddha Tiwari. The Urbana Free Library

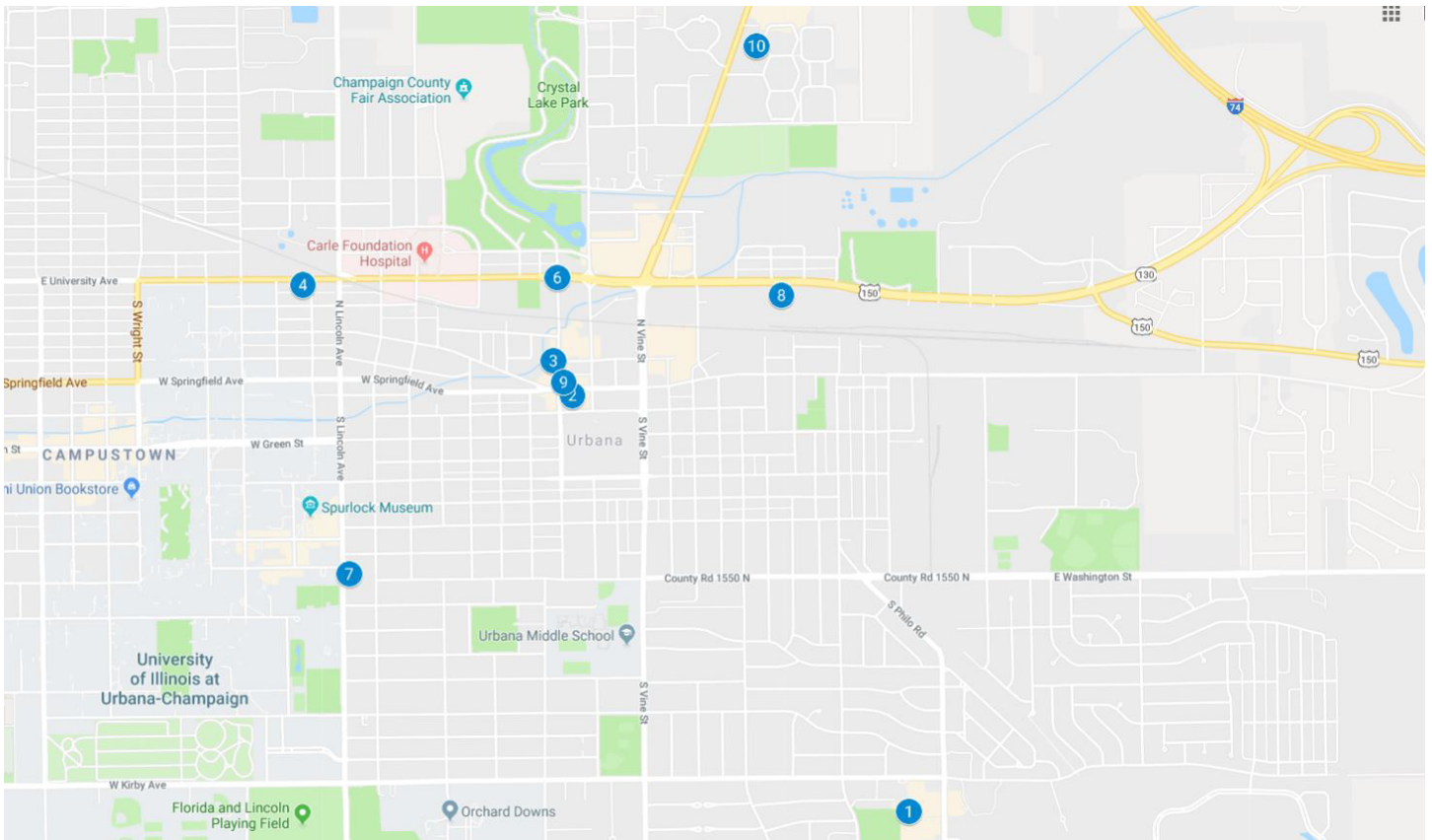
MAY 5, 7:00am-12:00pm:

First Market at the Square - May the 4th be With You

MAY 12, 3:30pm-5:00pm:

Urbana Neighborhood Tour. Location TBD

Development



BUSINESS	TYPE	ADDRESS	UPDATE	NEW / RENOVATION	COST	PROGRAM	MAP KEY
Scurbs & Cuts	<i>Dog Grooming</i>	1717 Philo	New Business	N/A	N/A	PBG	1
Enchantment Alley	<i>Memorabilia & Gaming</i>	123 W Main	New Business	N/A	N/A	TBG	2
Analog	<i>Wine Bar</i>	129 N Race	New Business	N/A	N/A	TDA	3
Taco Bell	<i>Fast Food Restaurant</i>	1003 W University	Under Construction	Remodel	\$101,500		4
Stonecreek Church	<i>Religious Institution</i>	2502 S Race	Under Construction	Remodel	\$200,000		5
Culvers	<i>Fast Food Restaurant</i>	201 W University	Permit Issued	New Construction	\$1,100,000		6
8-Unit Apartment Building	<i>Multifamily Apartment</i>	808 S Lincoln	Plans Approved	Remodel	\$989,000		7
MTD Hydrogen Fuel Project	<i>Government</i>	803 E University	Plans Approved	Remodel	\$2,000,000		8
Cohen Building	<i>Japanese Restaurant</i>	136 W Main	Plans Under Review	Renovation	Unknown	TDA	9
O'Reilly's Auto Parts	<i>Auto Store</i>	1208 N Cunningham	Plans Under Review	Remodel	Unknown		10

TDA: TIF Development Agreement
 TRI: TIF Redevelopment Incentive
 TBG: TIF Business Grant

PBG: Philo Business Grant
 EZST: Enterprise Zone Sales Tax Exemption
 EZPT: Enterprise Zone Property Tax Abatement

Think Urbana

Since 2016, 49 projects, containing a total of 236 units, have applied to receive Think Urbana incentives.



Total Square Feet Added Year-to-Date All Project Types

A total of 146,229 square feet were added in Urbana from January through April 2019.

An addition to Carle properties at 611 W Park added 67,180 square feet, causing square feet added to increase much higher than in the previous three years (year-to-date).

The City of Urbana collects data on square feet added through issued building permits for both additions and new construction.

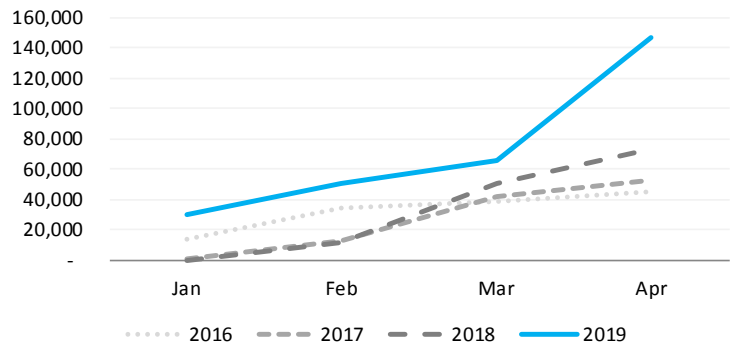
Source: Urbana Permit Data

Single-Family and Duplex Residential Square Feet Added

A total of 15,903 square feet were added year-to-date for new construction of one and two family homes from January through April 2019, lower than the prior two years.

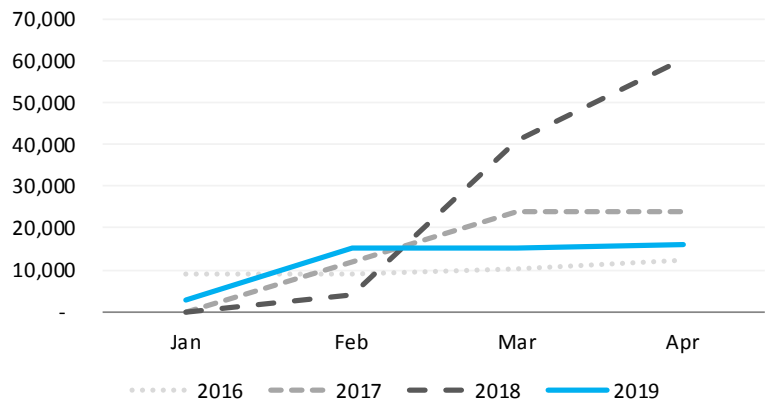
Source: Urbana Permit Data

Year-To-Date Square Footage Added All New Construction & Additions



Source: Urbana Permit Data

Year-To-Date Square Footage Added Single and Two Family New Construction



Source: Urbana Permit Data

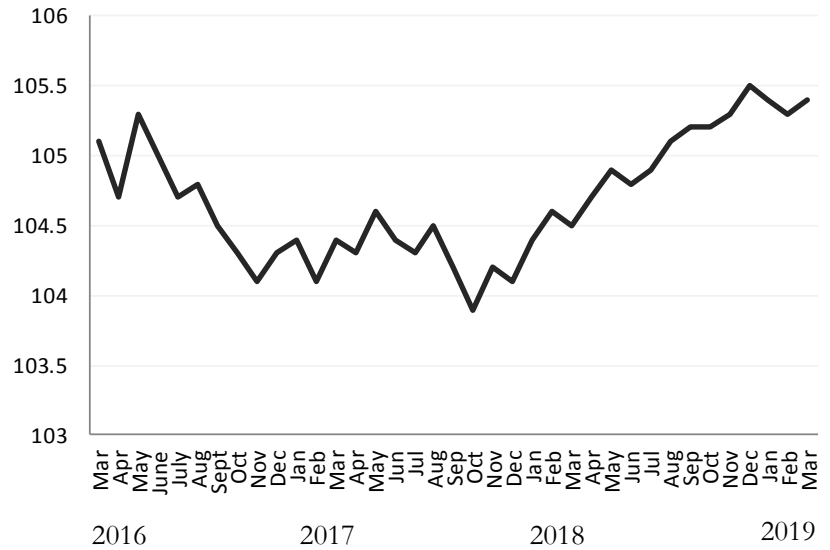
Research & Analysis

Flash Index

The Flash Index increased from 105.3 in February to 105.4 in March. The index remains near highs last seen in early 2016.

The U of I Flash Index provides a quick look at the performance of the Illinois economy. A number over 100 indicates the economy is expanding, while a number under 100 indicates contraction.

Source: U of I Flash Index



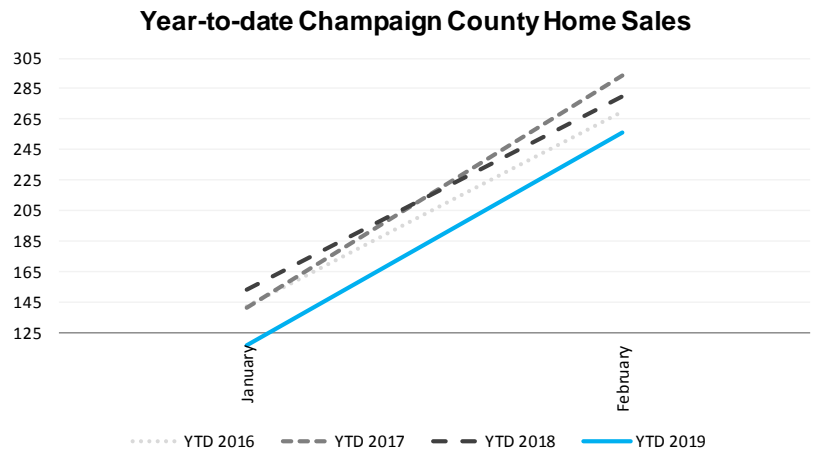
Source: U of I Flash Index

Home Sales

Total home sales in Champaign County through February were lower than the prior three years. February 2019 home sales were 9% higher than in February 2018, with 139 closed sales compared to 127.

The Champaign County Association of REALTORS® provides monthly data on Champaign County home sales.

Source: CCAR Newsletter



Source: CCAR Newsletter